

Subtraction

Grade 1

Table of Contents

A Magic Act (Subtraction facts to 6)	1	Circus Math (Subtracting 2-digit numbers without regrouping)	13
Circus Fun (Subtraction facts to 6)	2	Let's Race! (Subtracting multiples of 10)	14
Hop Back! (Subtraction facts to 10)	3	Subtract Tens and Ones (Subtracting 2-digit numbers without regrouping)	15
Help the Bee (Subtraction facts to 10)	4	Cool Subtraction (Subtracting 2-digit numbers without regrouping)	16
Safari Subtraction (Subtraction facts to 12)	5	Someone Small (Subtracting 2-digit numbers without regrouping)	17
Set Sail with Subtraction (Subtraction facts to 12)	6	A Lucky Pot (Subtracting 2-digit numbers without regrouping)	18
A Space Trip (Subtraction facts to 15)	7	What's Missing? (Problem solving)	19
A House of Facts (Subtraction facts to 15)	8	Sweet Treats (Subtracting 2-digit numbers)	20
Slowpoke (Subtraction facts to 18)	9	Learning Extenders (Related Teaching Ideas)	21–22
Treetop Math (Subtraction facts to 18)	10	Answer Key	23–24
Hidden Facts (Subtraction facts to 18)	11		
Subtract the Sticks (Subtracting 2-digit numbers without regrouping)	12		

TN-3005 Subtraction, Grade 1







ISBN 1-58857-017-7 All rights reserved. Copyright © 2000 TeachNow.com LLC
PO Box 57037 Number 448 Irvine CA 92619-2619

NOTICE: The teacher may reproduce copies of materials in this book for his or her own classroom use only. The reproduction of any part of these materials for any other person or organization, including but not limited to an entire school or school system, is strictly prohibited. Except as stated above, no part of this publication may be reproduced or transmitted by any means, electronic or mechanical, without prior written authorization from the publisher. For permission information or questions, please contact us by e-mail: rights@teachitnow.com. For all other information, please visit our website: www.TeachNow.com.

A Magic Act

Help the magician make some rabbits disappear! Read the directions to cross out the rabbits. Then write how many rabbits are left.







<p>A. Cross out 2.</p>  <p>$3 - 2 = \underline{\quad}$</p>	<p>B. Cross out 1.</p>  <p>$4 - 1 = \underline{\quad}$</p>
<p>C. Cross out 3.</p>  <p>$5 - 3 = \underline{\quad}$</p>	<p>D. Cross out 5.</p>  <p>$6 - 5 = \underline{\quad}$</p>
<p>E. Cross out 6.</p>  <p>$6 - 6 = \underline{\quad}$</p>	<p>F. Cross out 4.</p>  <p>$5 - 4 = \underline{\quad}$</p>

Extra Fun! Draw another set of rabbits. Cross some out. Then write a subtraction sentence about your picture.





Circus Fun

Solve the problems. Write the answers on the balls.

A.

$\begin{array}{r} 5 \\ -0 \\ \hline \end{array}$	$\begin{array}{r} 4 \\ -2 \\ \hline \end{array}$	$\begin{array}{r} 5 \\ -2 \\ \hline \end{array}$	$\begin{array}{r} 3 \\ -3 \\ \hline \end{array}$
			

B.

$\begin{array}{r} 6 \\ -2 \\ \hline \end{array}$	$\begin{array}{r} 6 \\ -0 \\ \hline \end{array}$	$\begin{array}{r} 6 \\ -1 \\ \hline \end{array}$	$\begin{array}{r} 5 \\ -3 \\ \hline \end{array}$
			

C.

$\begin{array}{r} 4 \\ -1 \\ \hline \end{array}$	$\begin{array}{r} 5 \\ -1 \\ \hline \end{array}$	$\begin{array}{r} 6 \\ -3 \\ \hline \end{array}$	$\begin{array}{r} 5 \\ -4 \\ \hline \end{array}$
