

Reading Skills

Grade 4

Table of Contents

A Tasty Pastry (Sequencing)	1	What's Your Job? (Suffixes: -er, -or, -ist)	12
Say What You Mean! (Understanding idioms)	2	Venus (Comprehension)	13
Tooth Talk (Comprehension)	3	What's the Opposite? (Antonyms)	14
Oops—Wrong Box! (Synonyms)	4	Alligator or Crocodile? (Comparing and contrasting)	15
A Book Contest (Reading a graph)	5	Would You Buy It? (Reading an advertisement)	16
Coyotes (Main idea)	6	Get to the Root (Vocabulary)	17
Do This ASAP! (Abbreviations)	7	Look It Up! (Reading an index)	18
Shadow Names (Following directions)	8	Whether the Weather . . . (Following directions/Oral reading) . . .	19
Possible, Impossible (Prefixes: il-, im-, in-, ir-)	9	A Book Quiz (Comprehension/Analysis)	20
Dear Mark (Critical thinking)	10	Learning Extenders (Related Teaching Ideas)	21–22
Whose Pet? (Logic/Drawing conclusions)	11	Answer Key	23–24

TN-3104 Reading Skills, Grade 4

ISBN 1-58857-031-2 All rights reserved.

Copyright © 2000 TeachNow.com

P.O. Box 57037 Number 448 Irvine, CA 92619-2619

NOTICE: The teacher may reproduce copies of materials in this book for his or her own classroom use only. The reproduction of any part of these materials for any other person or organization, including but not limited to an entire school or school system, is strictly prohibited. Except as stated above, no part of this publication may be reproduced or transmitted by any means, electronic or mechanical, without prior written authorization from the publisher. For permission information or questions, please contact us by e-mail: rights@TeachNow.com. For all other information, please visit our website: www.TeachNow.com.

A Tasty Pastry





Have you ever had a French pastry called a *pain chocolat*? (Pronounce it *PAN shoh koh LOT.*) *Pain chocolat* is French for “chocolate bread.” It is a light, flaky bun filled with chocolate. Ask an adult if you may follow this recipe to make your own simpler version of this tasty treat.


You will need a roll of eight ready-to-bake crescent rolls, a cup of chocolate chips, a baking sheet, and an oven. Preheat the oven using the temperature guide on the crescent-roll tube. It will probably need to be around 400°F. Unroll and separate the dough to make eight triangles on your baking sheet. Place a tablespoon of chocolate chips in the center of each triangle. Roll up each piece of dough, beginning with the wide end. Check the directions on the crescent-roll tube to find out how long to bake them. Have an adult put the baking sheet in the oven. About 10 minutes later, or when the rolls are a light golden brown, have the adult take them out of the oven. Serve them warm.

Read these steps. Number them from 1 to 10 to tell how to make *pain chocolat*.

- _____ Unroll the dough and separate it to form eight triangles.
- _____ Ask an adult for permission to make this pastry.
- _____ Preheat the oven.
- _____ Place a small pile of chocolate chips on each triangle.
- _____ Have an adult remove the baking sheet from the oven.
- _____ Roll up each triangle, beginning at the wide end.
- _____ Eat and enjoy!
- _____ Have an adult put the baking sheet in the oven.
- _____ Gather the ingredients and supplies you will need.
- _____ Bake the rolls until golden brown.



Mind Mover! Write directions that tell how to make your favorite dish.



Say What You Mean!

Read these **idioms**, or expressions.
 Draw lines to match up each idiom with
 the sentence that tells its real meaning.



- | | | |
|-------------------------------|---|---|
| 1. Don't rock the boat! | • | • She's very happy. |
| 2. Let's bury the hatchet. | • | • Things are going well—don't spoil it. |
| 3. She's on top of the world. | • | • Relax and wait. |
| 4. Hold your horses! | • | • Let's end this quarrel. |
| 5. He has a green thumb. | • | • We're in trouble. |
| 6. It's time to hit the sack. | • | • He is good at growing plants. |
| 7. We're in hot water. | • | • It's a hard problem to solve. |
| 8. I'd like to catch her eye. | • | • Don't bother me. |
| 9. Get off my back! | • | • It's time to go to bed. |
| 10. It's a hard nut to crack. | • | • I want her to notice me. |

Choose one of the idioms on this page. In Box A, draw a picture showing its literal meaning—what the words say. In Box B, draw a picture showing its real meaning.

A	B
----------	----------

Word Buddies! Show your pictures to a partner. Can he or she guess the idiom?