

Cursive Handwriting

Grade 2

Table of Contents

● Let's Write e and l ● (Practicing e, l)1	Let's Write D, L, and E (Practicing D, L, E)13
● Let's Write i and t ● (Practicing i, t)2	Let's Write I and J (Practicing I, J)14
● Let's Write u and w ● (Practicing u, w)3	Let's Write M and N (Practicing M, N)15
● Let's Write a, d, and c ● (Practicing a, d, c)4	Let's Write H and K (Practicing H, K)16
● Let's Write o, g, and q ● (Practicing o, g, q)5	Let's Write T and F (Practicing T, F)17
● Let's Write r and s ● (Practicing r, s)6	Let's Write B, P, and R (Practicing B, P, R)18
● Let's Write h, k, and b ● (Practicing h, k, b)7	Let's Write G and S (Practicing G, S)19
● Let's Write f, j, and p ● (Practicing f, j, p)8	Let's Write U, V, and W (Practicing U, V, W)20
● Let's Write m and n ● (Practicing m, n)9	Let's Write Q and X (Practicing Q, X)21
● Let's Write v and x ● (Practicing v, x)10	Let's Write Y and Z (Practicing Y, Z)22
● Let's Write y and z ● (Practicing y, z)11	Let's Write the Alphabet (Practicing the alphabet)23
● Let's Write A, O, and C ● (Practicing A, O, C)12	Learning Extenders (Related Teaching Ideas)24–25

TN-3301 *Cursive Handwriting, Grade 2*

ISBN 1-58857-047-9 All rights reserved.

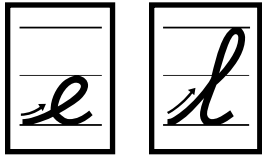
Copyright © 2000 TeachNow.com

P.O. Box 57037 Number 448 Irvine, CA 92619-2619


NOTICE: The teacher may reproduce copies of materials in this book for his or her own classroom use only. The reproduction of any part of these materials for any other person or organization, including but not limited to an entire school or school system, is strictly prohibited. Except as stated above, no part of this publication may be reproduced or transmitted by any means, electronic or mechanical, without prior written authorization from the publisher. For permission information or questions, please contact us by e-mail: rights@TeachNow.com. For all other information, please visit our website: www.TeachNow.com.

Name _____

Practicing e, l



Let's Write e and l



e e e e e e e

e

ee ee

l l l l l l l l l l

l

ll ll

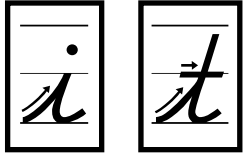
eel eel

eel eel

Look Again! Look at your writing above. Circle the best letter or word in each line.

Name _____

Practicing *i, t*



Let's Write *i* and *t*



i i i i i i i i

i

ii ii

t t t t t t t t

t

tt tt

it it

tile tile

Extra Challenge! Think of two other words that have only the letters *i, t, e, or l*. Use cursive writing to write them.